

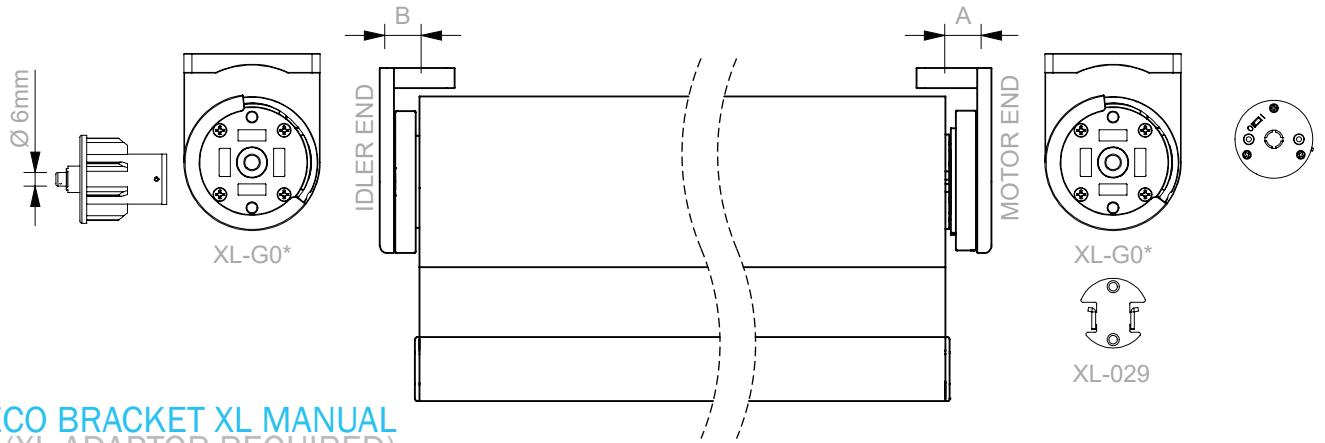
Deco Bracket with Li-ion Bi-Directional Motor

Tube & Fabric Deduction

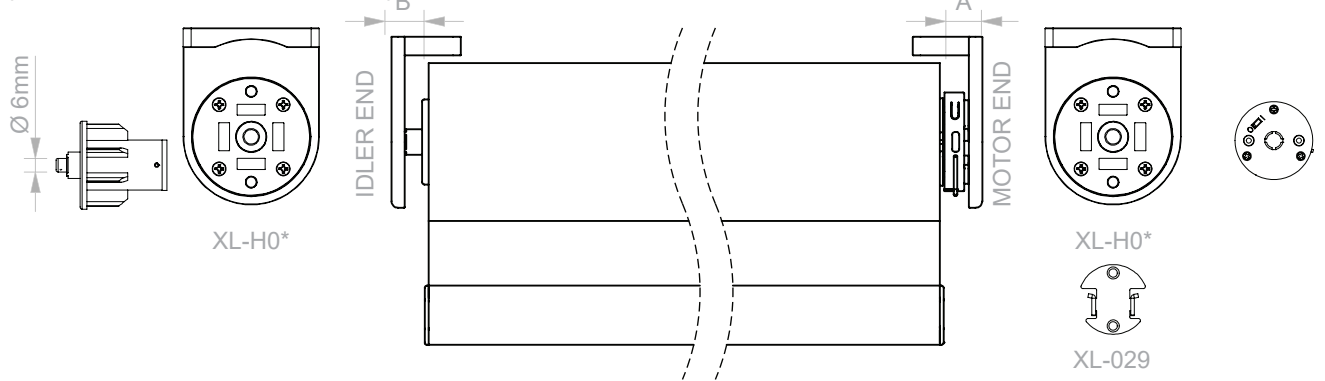


DEDUCTIONS

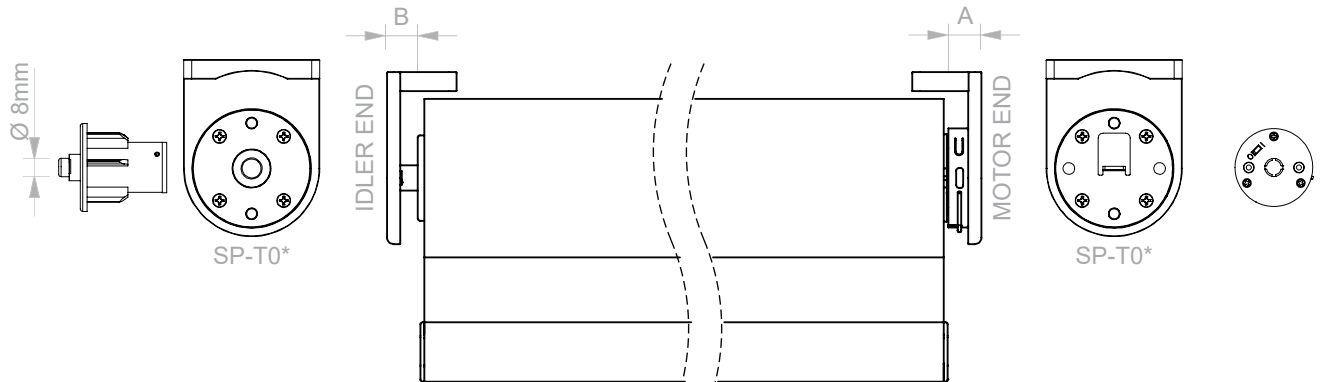
DECO BRACKET XL (XL ADAPTOR REQUIRED)



DECO BRACKET XL MANUAL (XL ADAPTOR REQUIRED)



DECO BRACKET SP MANUAL



ZM-001 & ZM-002 LI-ION DIRECTIONAL MOTOR

Bracket	Item #		A	B	d	End Cap
DECO XL	XL-G0*	inches	0.76	0.67	1.43	n/a
		mm	19.4	17	36.4	
DECO XL MANUAL	XL-H0*	inches	0.76	0.67	1.43	
		mm	19.4	17	36.4	n/a
DECO SP MANUAL	SP-T0*	inches	0.68	0.67	1.35	
		mm	17.2	17	34.2	n/a

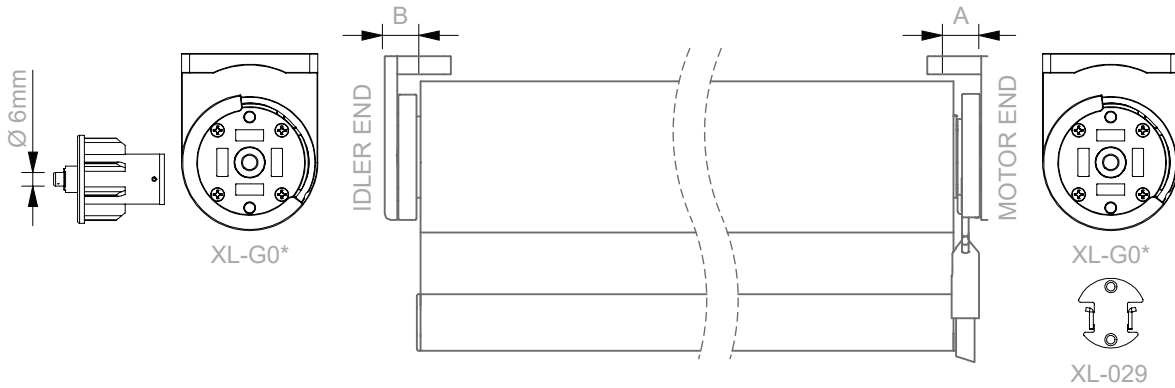
Deco Bracket with Switch Control Wand Motor

Tube & Fabric Deduction

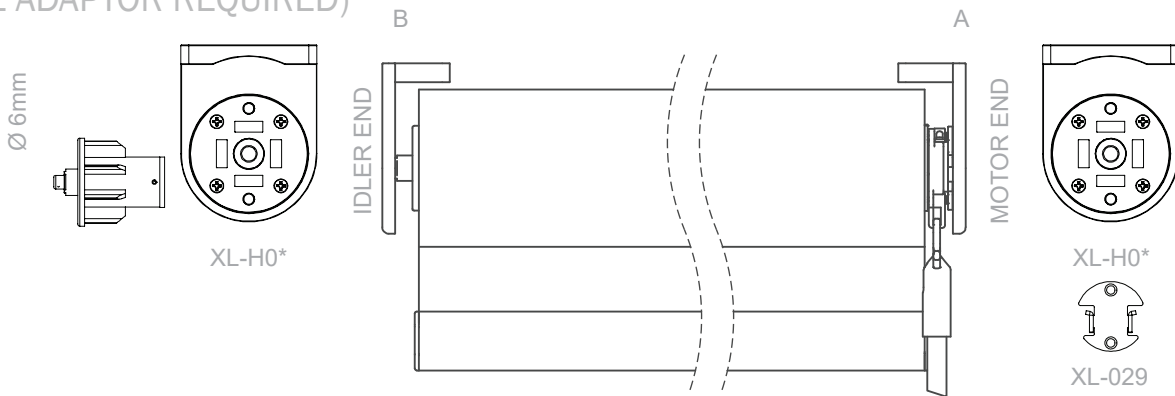


DEDUCTIONS

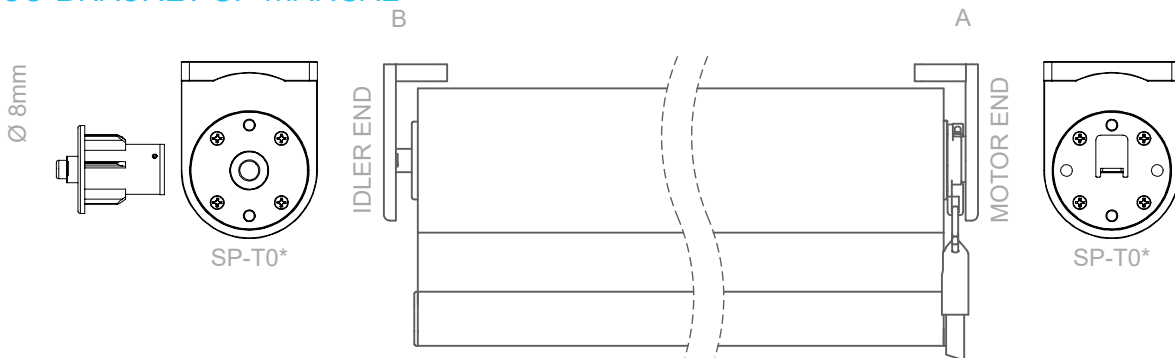
DECO BRACKET XL (XL ADAPTOR REQUIRED)



DECO BRACKET XL MANUAL (XL ADAPTOR REQUIRED)



DECO BRACKET SP MANUAL



ZM-003 SWITCH CONTROL WAND MOTOR

Bracket	Item #		A	B	d	End Cap
DECO XL	XL-G0*	inches	0.76	0.67	1.43	n/a
		mm	19.2	17	36.2	
DECO XL MANUAL	XL-H0*	inches	0.76	0.67	1.43	
		mm	19.2	17	36.2	n/a
DECO SP MANUAL	SP-T0*	inches	0.67	0.67	1.34	
		mm	17	17	34	n/a

NOTE: The above chart is to be used for guideline purposes only

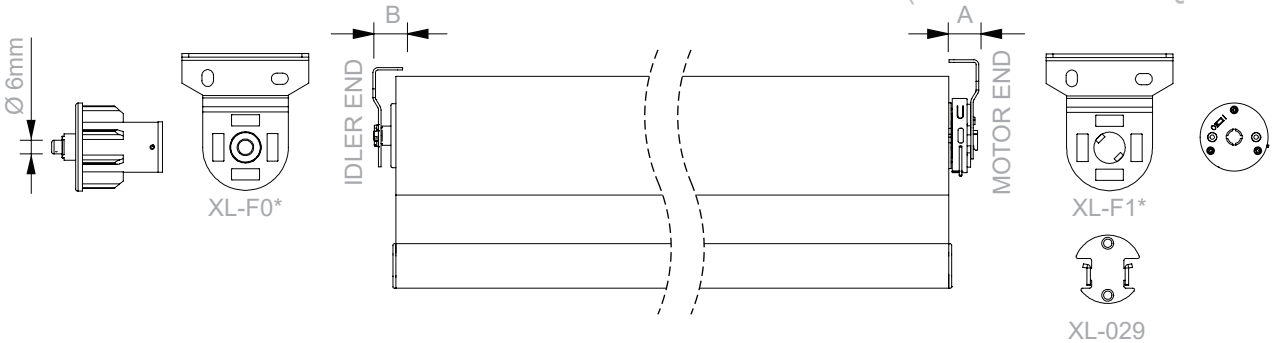
Open Roll Bracket with Li-ion Bi Directional Motor

Tube & Fabric Deduction

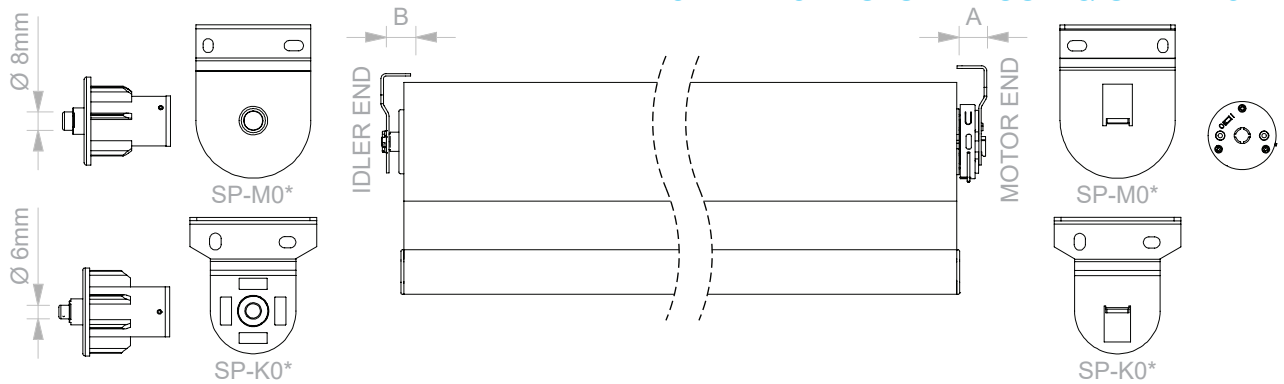


DEDUCTIONS

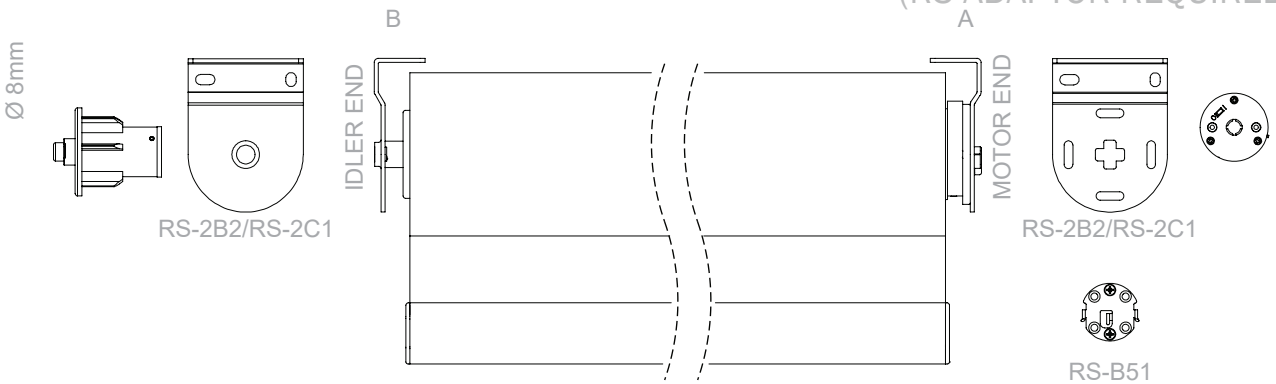
OPEN ROLL SYSTEM USING XL BRACKET (XL ADAPTOR REQUIRED)



OPEN ROLL SYSTEM USING SP BRACKET



OPEN ROLL SYSTEM USING RS BRACKET (RS ADAPTOR REQUIRED)



ZM-001&ZM-002 LI-ION BI DIRECTIONAL MOTOR

Bracket	Item #		A	B	d	End Cap
Open Roll XL	XL-F0*/F2*/F4*+XL-F1*/F3*/F5* XL-D41+XL-D51	inches	0.72	0.54	1.26	0.07
		mm	18.2	13.8	32	1.7
Open Roll SP	SP-M0*/SP-K0*	inches	0.63	0.54	1.17	0.09/0.07
		mm	16	13.8	29.8	2.2/1.7
Open Roll RS	RS-2B2/RS-2C1 RM-210	inches	0.71	0.54	1.22	0.09
		mm	18	13.8	31.8	2.2

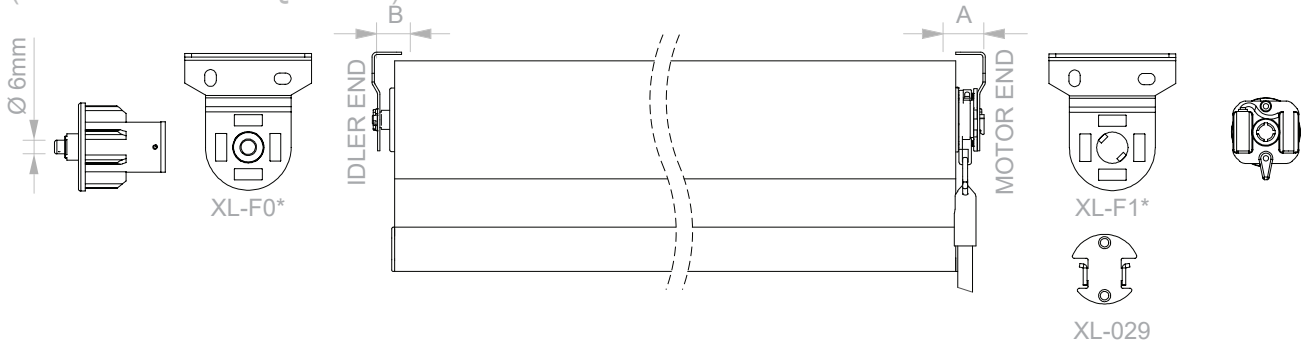
NOTE: The above chart is to be used for guideline purposes only



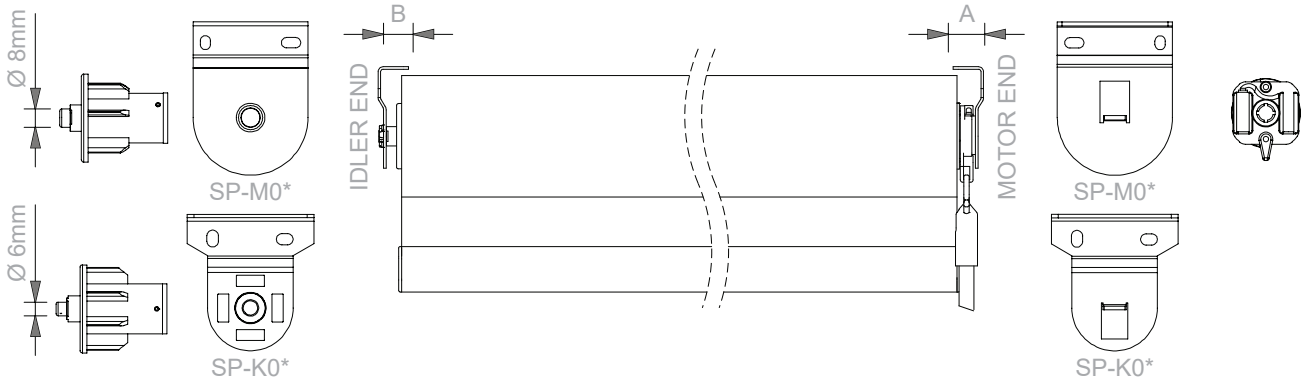
Open Roll Bracket with Switch Control Wand Motor

Tube & Fabric Deduction

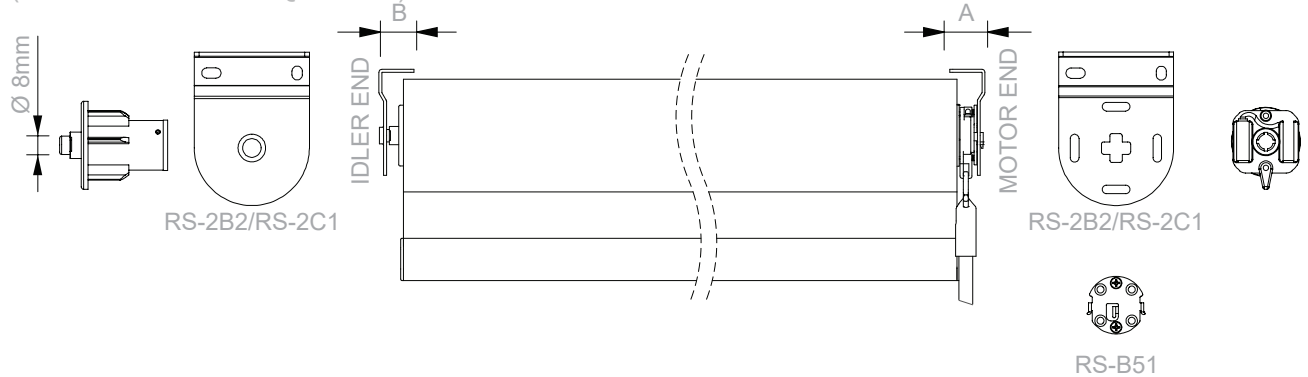
OPEN ROLL SYSTEM USING XL BRACKET (XL ADAPTOR REQUIRED)



OPEN ROLL SYSTEM USING SP BRACKET



OPEN ROLL SYSTEM USING RS BRACKET (RS ADAPTOR REQUIRED)



ZM-003 SWITCH CONTROL MOTOR

Bracket	Item #		A	B	d	End Cap
Open Roll XL	XL-F0*/F2*/F4*+XL-F1*/F3*/F5* XL-D41+XL-D51	inches	0.71	0.54	1.25	0.07
		mm	18	13.8	31.8	1.7
Open Roll SP	SP-M0*/SP-K0*	inches	0.62	0.54	1.16	0.09/0.07
		mm	15.8	13.8	29.6	2.2/1.7
Open Roll RS	RS-2B2/RS-2C1 RM-210	inches	0.75	0.62	1.37	0.09
		mm	17.8	15.8	33.6	2.2

NOTE: The above chart is to be used for guideline purposes only

DEDUCTIONS