

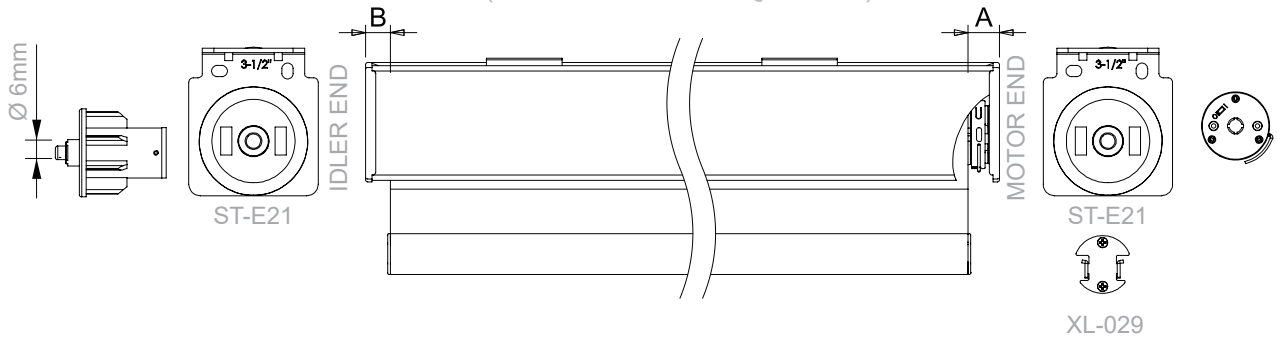
3 1/4" Smart Cassette with Bi-Directional Motor

Tube & Fabric Deduction

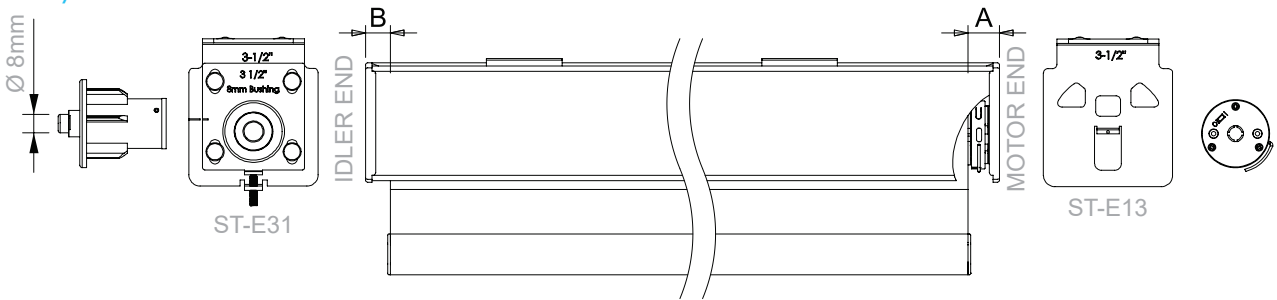


DEDUCTIONS

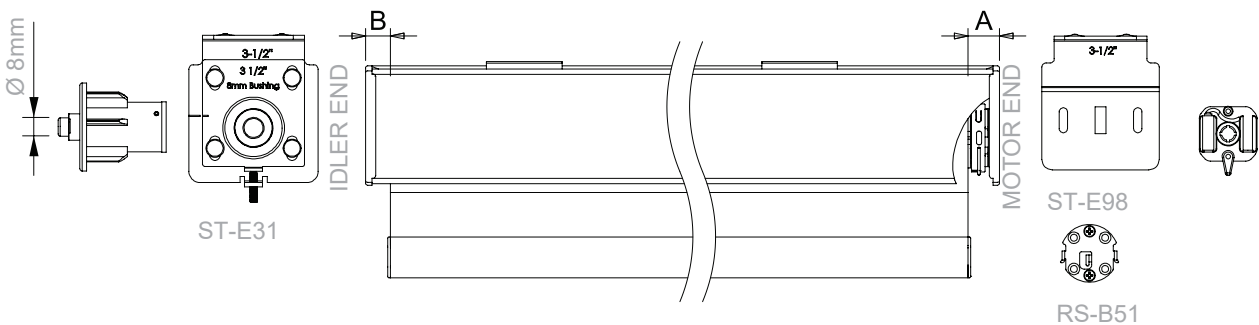
3 1/4" SMART CASSETTE SYSTEM USING XL BRACKET (XL ADAPTOR REQUIRED)



3 1/4" SMART CASSETTE SYSTEM USING SP BRACKET



3 1/4" Smart Cassette using RS Bracket



ZM001 & ZM002 Li-ion Bi Directional Motor

Bracket & Idler	Item #	A	B	d	End Cap
3 1/4" Smart Cassette XL	ST-E21+ST-E21 XL-A0*/B0*/C0*	inches 0.82 mm 20.8	0.65 16.4	1.46 37.2	0.17 4.2
3 1/4" Smart Casse. SP	ST-E31+ST-E13 XL-A0*/B0*/C0*	inches 0.61 mm 15.4	0.65 16.4	1.25 31.8	0.17 4.2
3 1/4" Smart Casse. RS	ST-E98+ST-E31	inches 0.82 mm 20.6	0.65 16.4	1.46 37	0.17 4.2

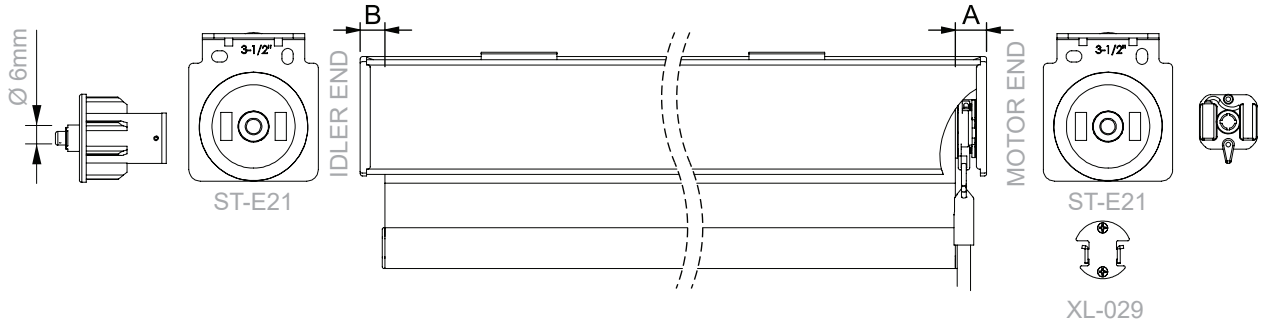
NOTE: The above chart is to be used for guideline purposes only



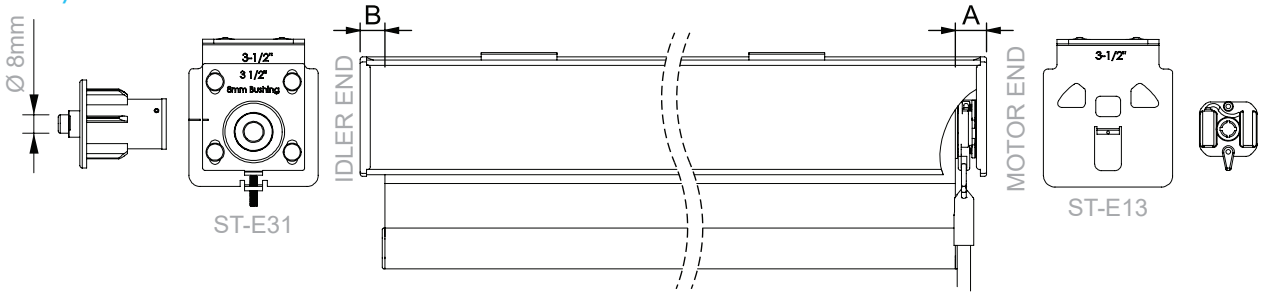
3 1/4" Smart Cassette with Switch Control Wand Motor

Tube & Fabric Deduction

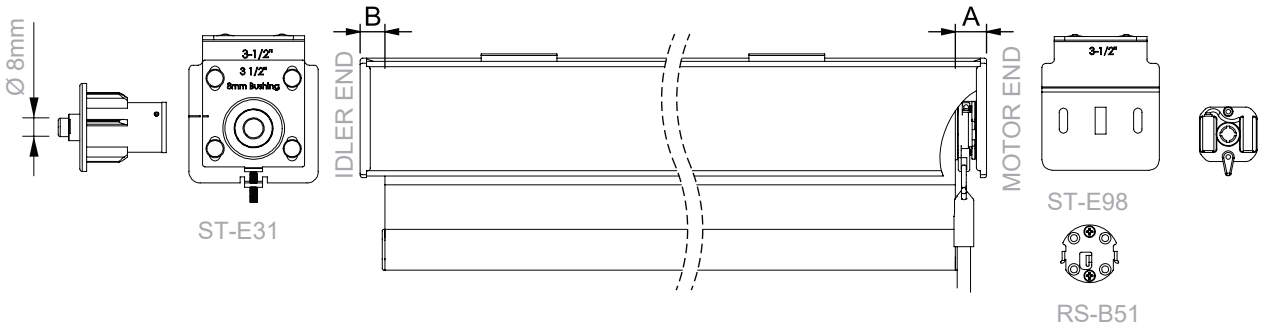
3 1/4" SMART CASSETTE SYSTEM USING XL BRACKET (XL ADAPTOR REQUIRED)



3 1/4" SMART CASSETTE SYSTEM USING SP BRACKET



3 1/4" Smart Cassette using RS Bracket



ZM-003 Switch Control Wand Motor

Bracket & Idler	Item #	A	B	d	End Cap
3 1/4" Smart Cassette XL	ST-E21+ST-E21 XL-A0*/B0*/C0*	inches 0.82 mm 20.8	0.65 16.4	1.46 37.2	0.17 4.2
3 1/4" Smart Casse. SP	ST-E31+ST-E13 XL-A0*/B0*/C0*	inches 0.61 mm 15.4	0.65 16.4	1.25 31.8	0.17 4.2
3 1/4" Smart Casse. RS	ST-E98+ST-E31	inches 0.82 mm 20.6	0.65 16.4	1.46 37	0.17 4.2

NOTE: The above chart is to be used for guideline purposes only