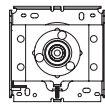
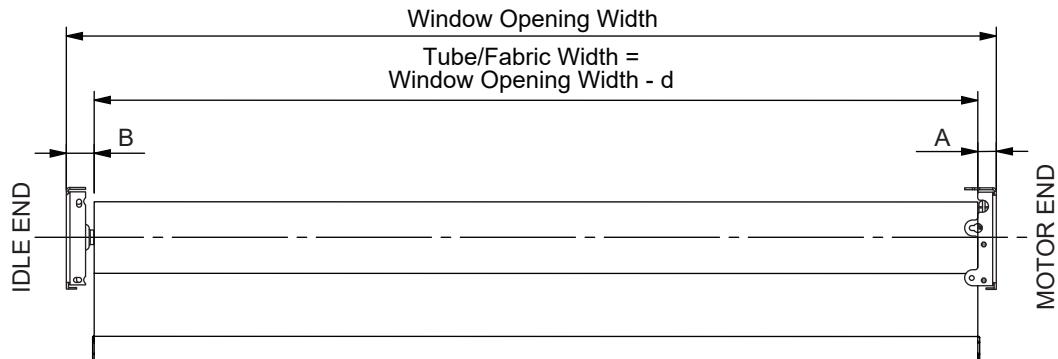


SONESSE ULTRA 50 AC/DC MOTOR

4" Fascia System Tube & Fabric Deduction (without End Cap)

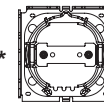
For Somfy Sonesse 50AC/DC Motor with Ultra Spring Loaded Idler



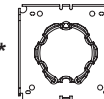
RS-44*/
RS-45*



RS-887/RS-888
Ultra Spring Loaded Idler

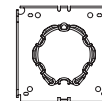
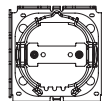







RS-54*



RS-81*

MOTOR BRACKET OPTIONS



Tube	Crown	Unit	4" Fascia Bracket for 50DC Motor (RS-54*)			4" Star Head Motor Bracket (RS-81*)		
			Light Gap		Deduction	Light Gap		Deduction
			A	B	d=A+B	A	B	d=A+B
 2" Groove Tube	not needed	in	0.79	1.14	1.93	0.79	1.02	1.81
		mm	20.0	29.0	49.0	20.0	26.0	46.0
 2 3/8" Tube	 RS-975	in	0.85	1.20	2.05	0.85	1.08	1.93
		mm	21.5	30.5	52.0	21.5	27.5	49.0
 2 1/2" Tube	 RS-984	in	0.88	1.24	2.12	0.88	1.12	2.00
		mm	22.4	31.4	53.8	22.4	28.4	50.8

NOTE:

1. Use this chart as a guideline only.
2. Deduction with 1~2mm tolerance.
3. End cap thickness is 1.8mm.