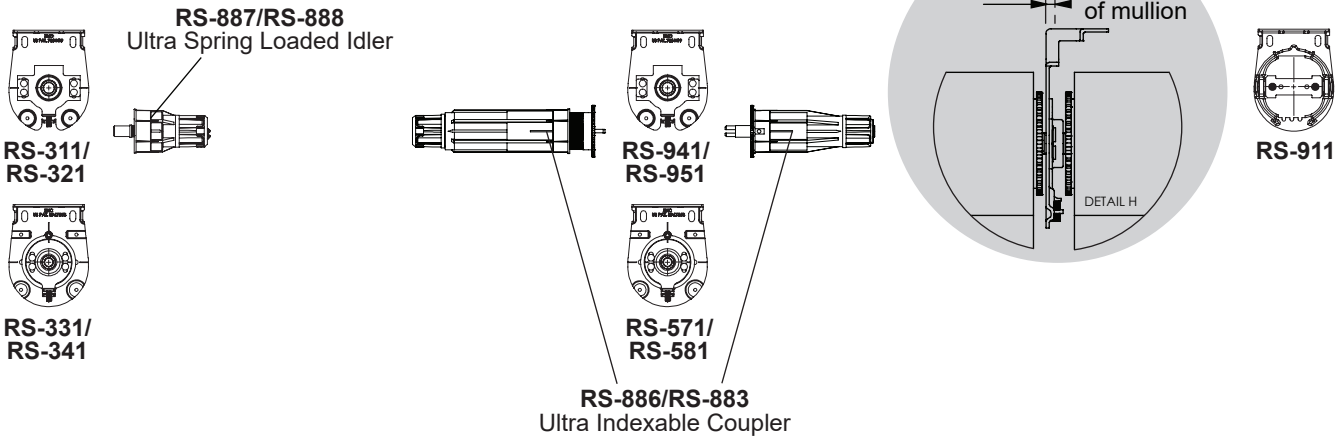
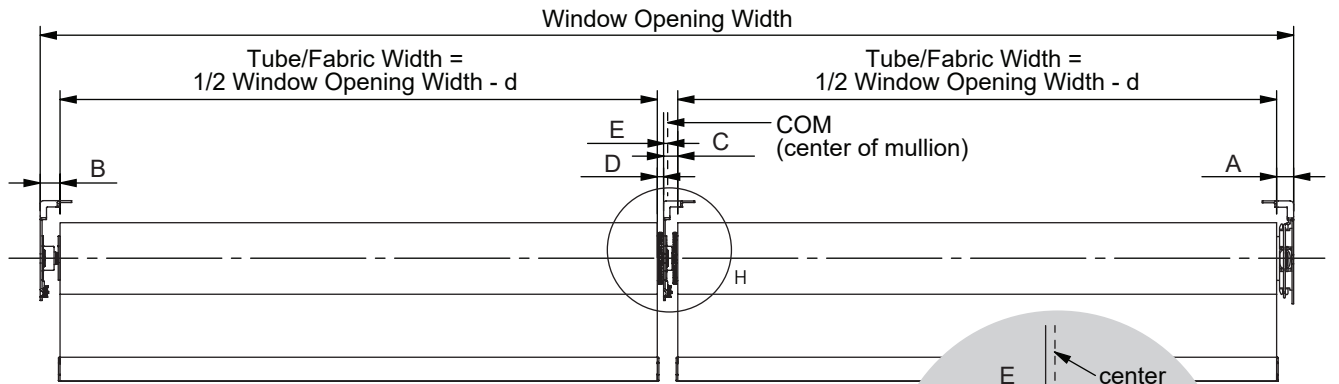


SONESSE ULTRA 50 AC/DC MOTOR






Open Roll System Tube & Fabric Deduction (without End Cap)

For Somfy Sonesse Ultra 50DC Motor



SWIVEL BALL BRACKET OPTIONS



Tube	Crown	Unit	RS-311/321 + RS-887/888						RS-331/341 + RS-887/888						
			Light Gap				Deduction		IB off COM	Light Gap				Deduction	
			A	B	C	D	$d=1/2(A+B+C+D)$	$E=1/2(C-D)$	A	B	C	D	$d=1/2(A+B+C+D)$	$E=1/2(C-D)$	
 2" Groove Tube	not needed	in	0.69	0.69	0.63	0.26	1.13	0.19	0.69	0.69	0.78	0.26	1.21	0.26	
		mm	17.5	17.5	16.0	6.5	28.8	4.8	17.5	17.5	19.9	6.5	30.7	6.7	
 2 3/8" Tube	 RS-975	in	0.75	0.75	0.69	0.31	1.25	0.19	0.75	0.75	0.84	0.31	1.33	0.26	
		mm	19.0	19.0	17.5	8.0	31.8	4.8	19.0	19.0	21.4	8.0	33.7	6.7	
 2 1/2" Tube	 RS-984	in	0.82	0.82	0.72	0.35	1.36	0.19	0.82	0.82	0.88	0.35	1.44	0.26	
		mm	20.9	20.9	18.4	8.9	34.6	4.8	20.9	20.9	22.3	8.9	36.5	6.7	

NOTE:
 1. Use this chart as a guideline only.
 2. Deduction with 1~2mm tolerance.
 3. End cap thickness is 1.8mm.