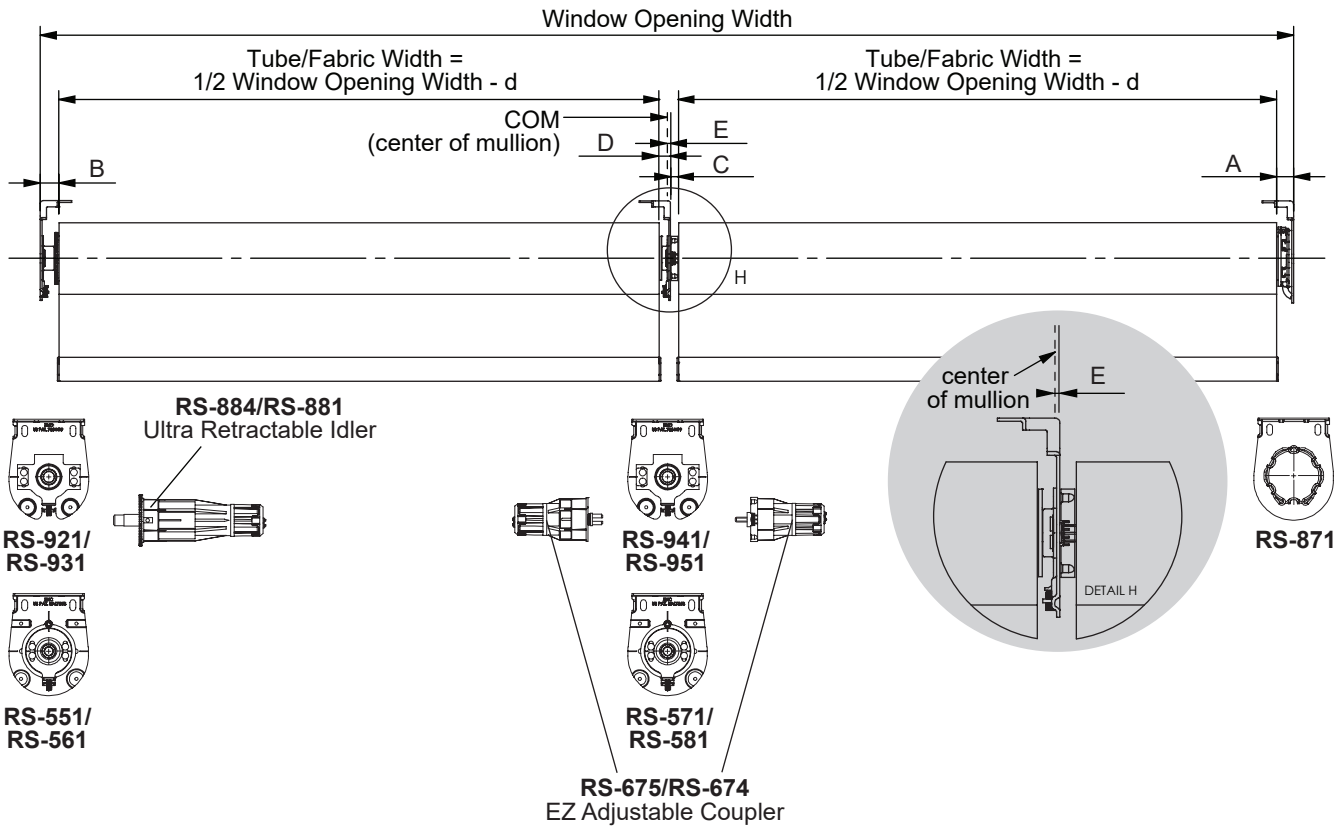


SONESSE ULTRA 50AC/DC MOTOR


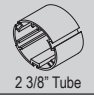

Open Roll System Tube & Fabric Deduction (without End Cap)

For Somfy Sonesse 50AC Star Head Motor with EZ-Adjustable Coupler and Ultra Retractable Idler



IDLER & INTERMEDIATE BRACKET WITH SWIVEL BALL BEARING + MOTOR BRACKET



Tube	Crown	Unit	RS-921/931 + RS-941/951 + RS-871						RS-551/561 + RS-571/581 + RS-871					
			Light Gap				Deduction	Int Brk off COM	Light Gap				Deduction	Int Brk off COM
			A	B	C	D	$d=1/2(A+B+C+D)$	$E=1/2(B-A+C-D)$	A	B	C	D	$d=1/2(A+B+C+D)$	$E=1/2(B-A+C-D)$
 RS-013 2" Groove Tube	not needed	in	0.79	0.87	0.39	0.57	1.23	0.05	0.79	1.02	0.39	0.59	1.39	0.22
		mm	20.0	22.0	9.8	14.5	31.2	1.4	20.0	25.9	9.8	15.0	35.4	5.6
 RS-033 2 3/8" Tube	RS-975	in	0.85	0.93	0.44	0.63	1.34	0.05	0.85	1.08	0.44	0.65	1.51	0.22
		mm	21.5	23.5	11.3	16.0	34.2	1.4	21.5	27.4	11.3	16.5	38.4	5.6
 RS-T66 2 1/2" Tube	RS-984	in	0.88	1.00	0.48	0.67	1.42	0.05	0.88	1.10	0.48	0.48	1.57	0.21
		mm	22.4	24.4	12.2	16.9	36.0	1.4	22.4	28.0	12.2	17.4	40.0	5.4

- NOTE:
1. Use this chart as a guideline only.
 2. Deduction with 1~2mm tolerance.
 3. End cap thickness is 1.8mm.