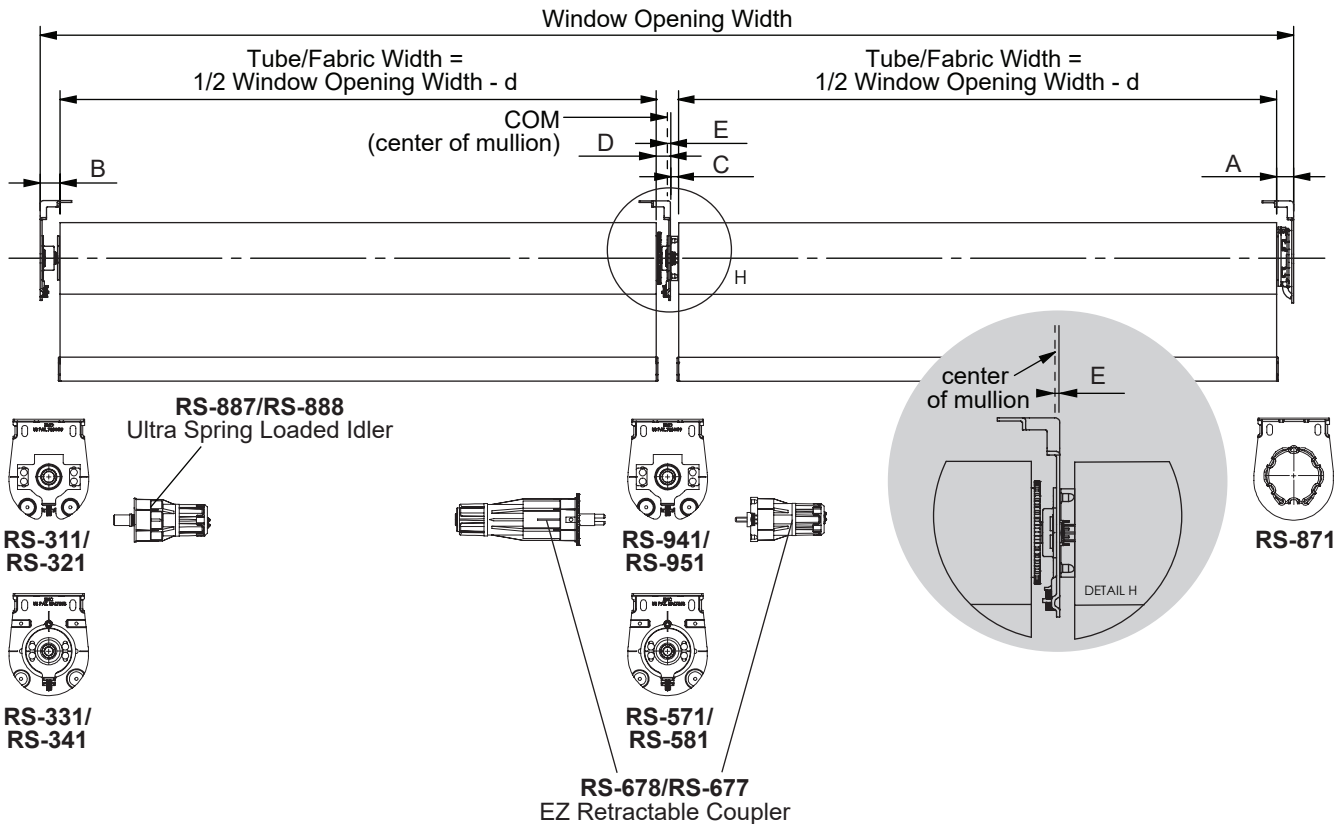


SONESSE ULTRA 50AC/DC MOTOR


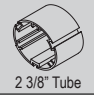



Open Roll System Tube & Fabric Deduction (without End Cap)

For Somfy Sonesse 50AC Star Head Motor with EZ-Retractable Coupler and Ultra Spring Loaded Idler



IDLER & INTERMEDIATE BRACKET WITH SWIVEL BALL BEARING + MOTOR BRACKET



Tube	Crown	Unit	RS-311/321 + RS-941/951 + RS-871						RS-331/341 + RS-571/581 + RS-871					
			Light Gap				Deduction	Int Brk off COM	Light Gap				Deduction	Int Brk off COM
			A	B	C	D	$d=1/2(A+B+C+D)$	$E=1/2(B-A+C-D)$	A	B	C	D	$d=1/2(A+B+C+D)$	$E=1/2(B-A+C-D)$
 2" Groove Tube	not needed	in	0.79	0.79	0.39	0.57	1.27	0.09	0.79	0.79	0.39	0.75	1.35	0.18
		mm	20.0	20.0	9.8	14.5	32.2	2.4	20.0	20.0	9.8	19.0	34.4	4.6
 2 3/8" Tube	 RS-975	in	0.85	0.85	0.44	0.63	1.38	0.09	0.85	0.85	0.44	0.81	1.47	0.18
		mm	21.5	21.5	11.3	16.0	35.2	2.4	21.5	21.5	11.3	20.5	37.4	4.6
 2 1/2" Tube	 RS-984	in	0.88	0.88	0.48	0.67	1.45	0.09	0.88	0.88	0.48	0.84	1.54	0.18
		mm	22.4	22.4	12.2	16.9	37.0	2.4	22.4	22.4	12.2	21.4	39.2	4.6

NOTE:

1. Use this chart as a guideline only.
2. Deduction with 1~2mm tolerance.
3. End cap thickness is 1.8mm.