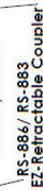
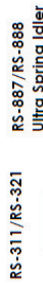
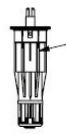
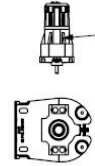
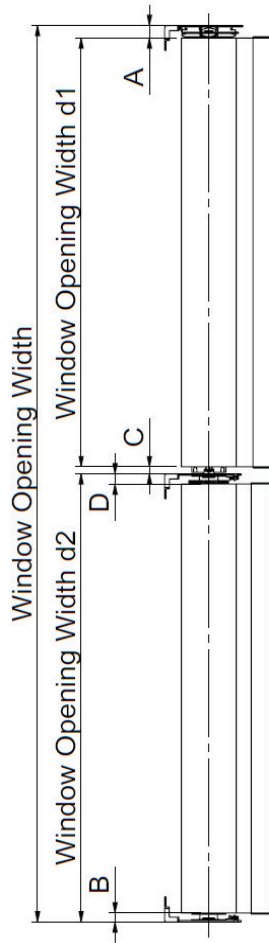


Tube and Fabric Deductions

For Somfy Ultra 50DC Open Roll Motor Bracket, EZ-Retractable Coupler And Ultra Spring Idler (w/o End Cap)



Open Roll Motor Bracket		50DC Motor Bracket (RS-911)											
Open Roll Idle End Bracket with Swivel Ball Bearing		RS-311/321, RS-941/951					RS-331/341, RS-571/581						
Tube	Crown	Unit	Light Gap		Deduction		Light Gap		Deduction				
			A	B	C	D	A	B	C	D	d1(=A+C)	d2(=B+D)	
2" Crown Tube RS-013		in	0.69	0.50	0.39	0.57	1.07	1.07	0.69	0.64	0.39	0.75	1.39
2 3/8" Tube RS-053		mm	17.5	12.8	9.8	14.5	27.3	27.3	17.5	16.3	9.8	19.0	35.3
2 1/2" Tube RS-066		in	0.75	0.56	0.44	0.63	1.19	1.19	0.75	0.70	0.44	0.81	1.51
		mm	19.0	14.3	11.3	16.0	30.3	30.3	19.0	17.8	11.3	20.5	38.3
		in	0.78	0.6	0.48	0.67	1.26	1.26	0.8	0.6	0.48	0.84	1.44
		mm	19.9	15.2	12.2	16.9	32.1	32.1	19.9	15.2	12.2	21.4	36.6

Note: 1. Use this table as a guideline only.
2. Deduction with 1-2mm tolerance.
3. End Cap thickness 1.8mm.