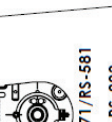
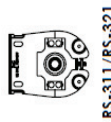
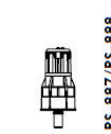
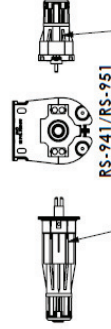
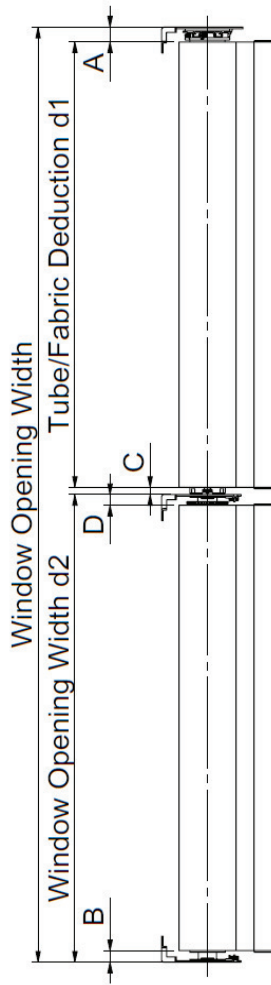


Tube and Fabric Deductions

For Somfy Ultra 50AC Open Roll Motor Bracket, EZ-Retractable Coupler And Ultra Spring Idler (w/o End Cap)



Open Roll Motor Bracket		Star Head Motor Bracket (RS-871)												
Tube	Crown	Light Gap				Deduction								
		A	B	C	D	A	B	C	D	d1(=A+C)	d2(=B+D)			
2" Crown Tube RS-2013	RS-075	0.79	0.60	0.39	0.57	1.17	1.17	1.17	1.17	1.17	1.17	1.17	1.39	
2.3/8" Tube RS-033	RS-075	20.0	15.3	9.8	14.5	29.8	29.8	29.8	29.8	20.0	16.3	9.8	19.0	35.3
2.1/2" Tube RS-106	RS-084	21.5	15.8	11.3	17.0	32.8	32.8	32.8	32.8	21.5	17.8	11.3	21.5	39.3
		0.88	0.7	0.48	0.70	1.36	1.36	1.36	1.36	0.9	0.48	0.88	1.36	1.54
		22.4	16.7	12.2	17.9	34.6	34.6	34.6	34.6	22.4	16.7	12.2	22.4	39.1

Note: 1. Use this table as a guideline only.
2. Deduction with 1-2mm tolerance.
3. End Cap thickness 1.8mm.