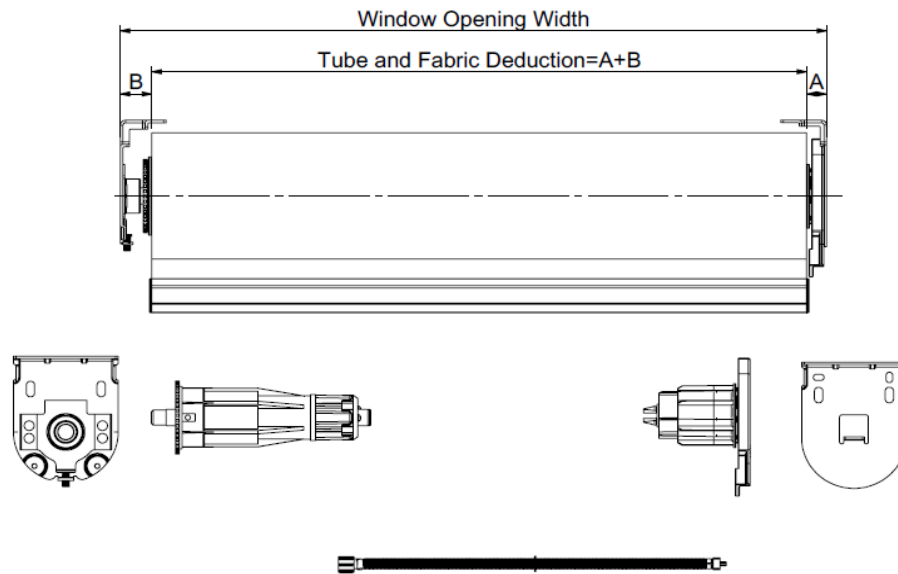








Tube and Fabric Deduction

For XR24 Clutch, 2.37" Proj. Open Roll 16mm Tab Bracket with Spring Assist



Tube	Crown	Adaptor	Unit	Light Gap		Deduction
				A	B	d=A+B
RS-033 2 3/8" Tube 	RS-975 	RS-B42 	in	0.68	0.87	1.55
			mm	17.2	22.2	39.4
RS-T66 2 1/2" Tube 	RS-984 	Z-10K 	in	0.72	0.91	1.63
			mm	18.2	23.1	41.3

Note: 1. Use this chart as a guideline only.

2. Deduction with 1~2mm tolerance.

3. End cap thickness 1.8mm.