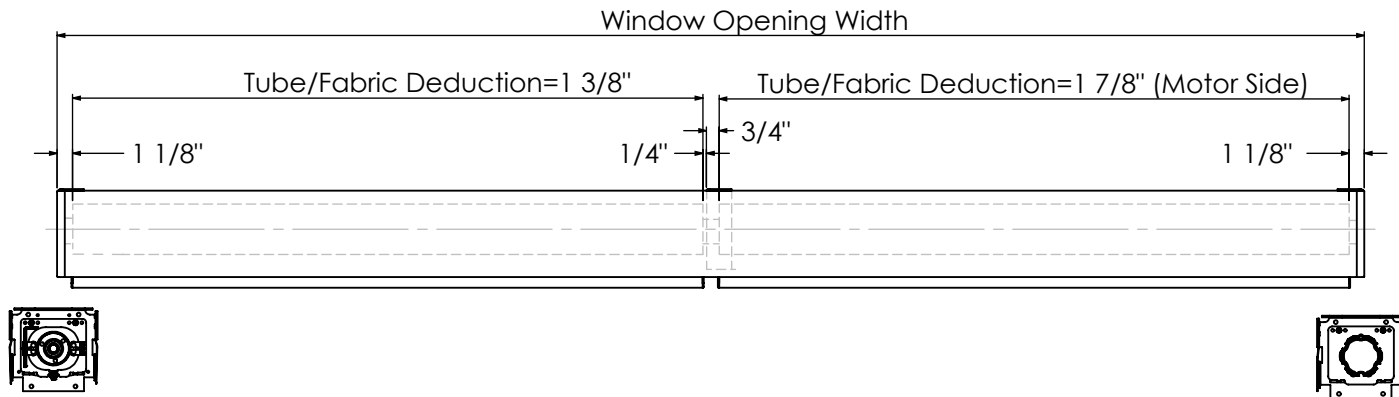





5.5" Fascia System (with End Caps) for Somfy Ultra 50AC Motor Tube and Fabric Deductions



Note: End Cap thickness is 1/8"

Tube		Max. Fab. Drop (Z-Screen/4000)
2" Tube		37'
2 3/8" Tube		33'
2 1/2" Tube		32'