


Durable, Reliable, Smooth...



Precision engineered for qualified bead chain

Concentric barrel enhance load capacity

NEW FEATURE
Stainless spring shim to ensure a lifetime performance

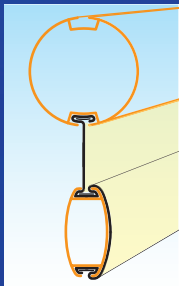


Advanced spring technology for smooth operation. Made in U.S.A.



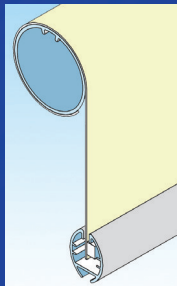
High impact plastic

Glass reinforced resin to increase durability



Optional Loc-in Tape System

or



Double Sided Adhesive Taped Tubes

Square Fascia

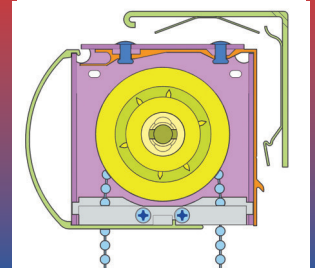


Slim Profile to Reduce Light Gap

Curved Fascia



Cassette Option

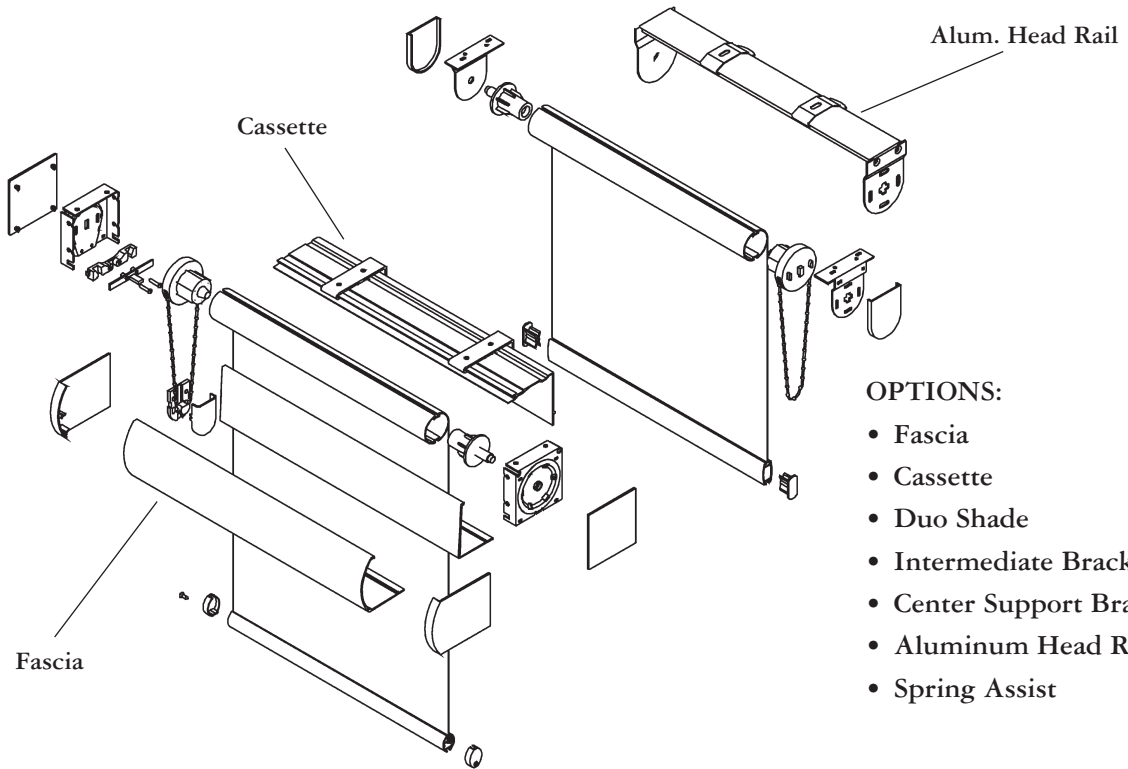


Spring Loaded for EZ Installation

PATENT PENDING

For more information please contact us at:
Tel: 1.905.856.3838 or 1.800.541.2557

Website: www.zmc.ca
Email: contact@zmc.ca



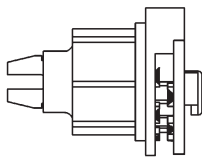
OPTIONS:

- Fascia
- Cassette
- Duo Shade
- Intermediate Bracket
- Center Support Bracket
- Aluminum Head Rail
- Spring Assist

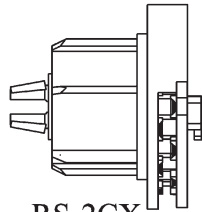
8 lbs (3.5kg)

16 lbs (7.25kg)

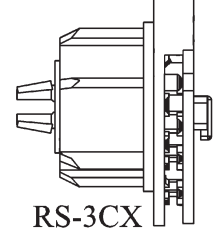
24 lbs (11kg)



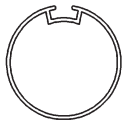
RS-1CX




RS-2CX



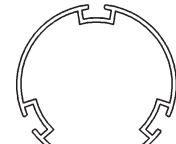
RS-3CX



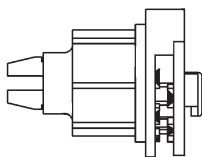
32mm (1 1/4")



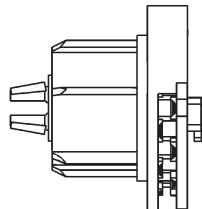
40mm (1 1/2")



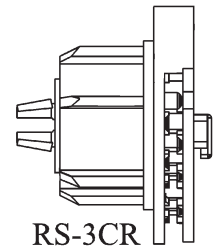
45mm (1 3/4")



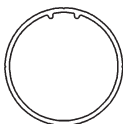
RS-1CR



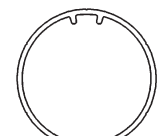
RS-2CR




RS-3CR



1 1/4" (32mm)



1 1/2" (38mm)



2" (50mm)

Adaptor