



# Wrapped Bottom Bar



- ⌚ CLEAN, ELEGANT, EASY TO ASSEMBLE
- ⌚ FABRIC WRAPPING
- ⌚ FABRIC STAYS ATTACHED
- ⌚ AVAILABLE IN ALL COLOURS
- ⌚ USE WITH SUNSCREEN OR BLACKOUT




## WRAPPED BOTTOM BAR

- RS-S01 WHITE
- RS-S02 ALABASTER
- RS-S03 BRONZE
- RS-S04 ANODIZED
- RS-S05 BLACK



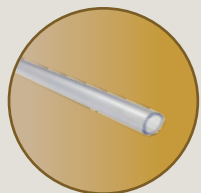
## BOTTOM BAR END CAPS

- RS-UN9 CLEAR



## TRIANGLE ADHESIVE PLASTIC PIPE


- RS-SGO CLEAR



## INNER RODS

- RM-203 4.5MM
- RM-209 5.5MM

\*Two sizes depending on fabric thickness



Website: [www.zmc.ca](http://www.zmc.ca)  
E-mail: [contact@zmc.ca](mailto:contact@zmc.ca)




For more information please contact us at:  
Tel: 1.905.856.3838 or 1.800.541.2557

## WRAPPED BOTTOM BAR ASSEMBLY INSTRUCTIONS

Attach Wrapped Bottom Bar to fabric by using the Triangle Pipe and Round Rod. Larger rod Ø5.5mm is for thinner and lighter fabric. Smaller rod Ø4.5mm is for thicker and heavier fabric

### 1. Cutting

Bottom bar and Round Rod are the same width as fabric; Triangle pipe is 1 1/2" shorter than fabric width

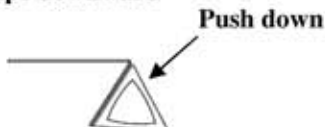


### 2. Attach Triangle pipe to the fabric and flip downwards

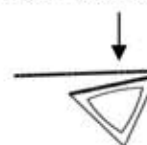
Peel the adhesive skin off; stick it along the lower edge of fabric. The space between the Triangle Pipe and fabric should be consistent on both sides



Turn triangle pipe downward



Crease fabric to make it flat



### 3. Insert Triangle pipe in and wrap the fabric

Slide blind shade through Bottom Bar from the side



Fold fabric around the lower edge of Bottom Bar

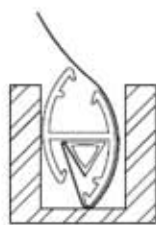


Wrap the fabric around Bottom Bar curve



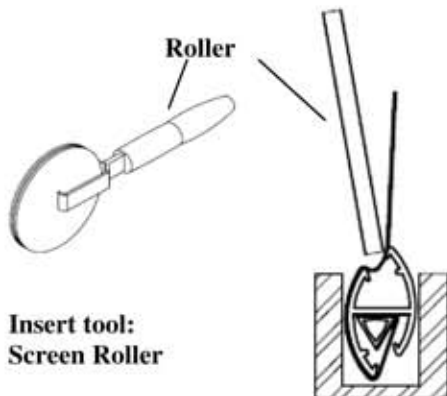
### 4. Press fabric into Bottom Rail and slide Round Rod in

Place blind into "U" shade wood slot



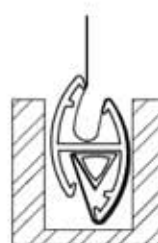
Assembly tool:  
Long "U" shade wood

Use Roller to press fabric all the way down along the Bottom Bar



Insert tool:  
Screen Roller

Slide Round Rod from side into the Bottom Bar



### 5. Put end caps on the both sides and tightly secure them with rubber hammer



Website: [www.zmc.ca](http://www.zmc.ca)  
E-mail: [contact@zmc.ca](mailto:contact@zmc.ca)



For more information please contact us at:  
Tel: 1.905.856.3838 or 1.800.541.2557